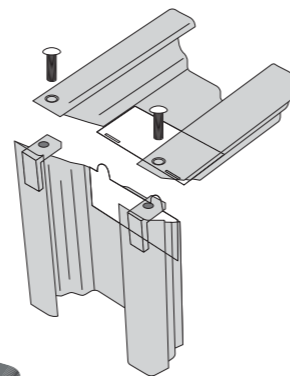





RegalFrame[®] knockdown door frames

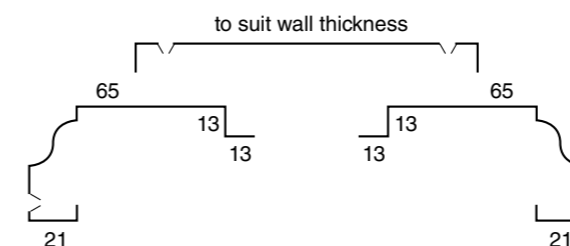
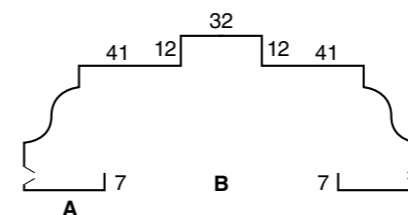


JDS have incorporated the RegalFrame design into its knockdown doorframe range. This is great news for those home designs that use brick on the lower floor and stud on the upper floor. The knockdown frame is very popular for country areas due to the fact it comes in 3 pieces and packed as one reducing the cost of country transportation. The mitre system that JDS has designed allows for each corner of the mitre to be opened and closed fitting the wall, resulting in an accurate and neat mitre joint.

Australian Patented RegalFrame profile and knockdown system

technical specifications

The RegalFrame Knockdown doorframe is made from a 1.0mm Galvanneal. The frames come in 3 pieces consisting of a head, a hinge stile and a striker stile. These are then packed together to make a complete frame. The knockdown frame is available in all standard sizes and can also be made to suit special sizes. Most standard sizes are available ex-stock.



knockdown

Back Opening	A	Overall Dimension
89	32	154x62
97	28	154x62
102	26	154x62
114	20	154x62

3 section split frame

Min Back Opening
160

Prior to fitting frames please ensure that the stud opening sizes are suitable for knockdown frames.

Formula for stud opening sizes:
Add 40mm to your door HEIGHT and WIDTH
(single and double door frames only)

Examples:

Door sizes	Stud opening
2040 x 820mm	2080 x 860mm
2040 x 1040mm	2080 x 1080mm
2340 x 720mm	2380 x 760mm
2340 x 1040mm	2380 x 1080mm

Add a further 40mm to your door width for each mullion when using triple, quad or five door combinations.

Note: You must have a minimum 30mm nib on each side of your stud opening to allow for the knockdown frame to be screwed to the stud work

