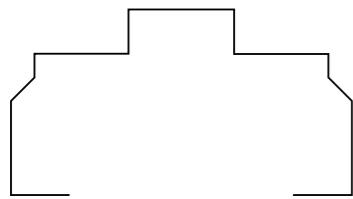


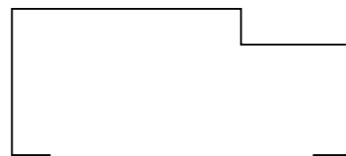


commercial door frames... continued

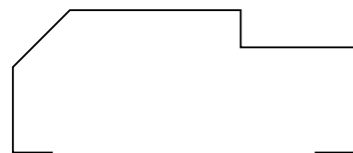
Splayed Timber Look



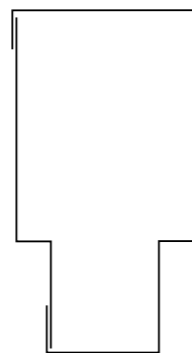
Single Rebate



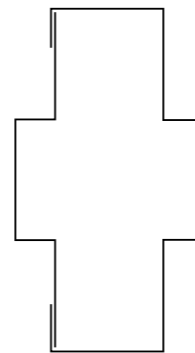
Chamfered Single Rebate



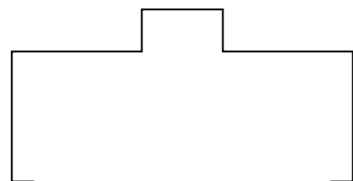
Single Rebate Mullion



Double Rebate Mullion



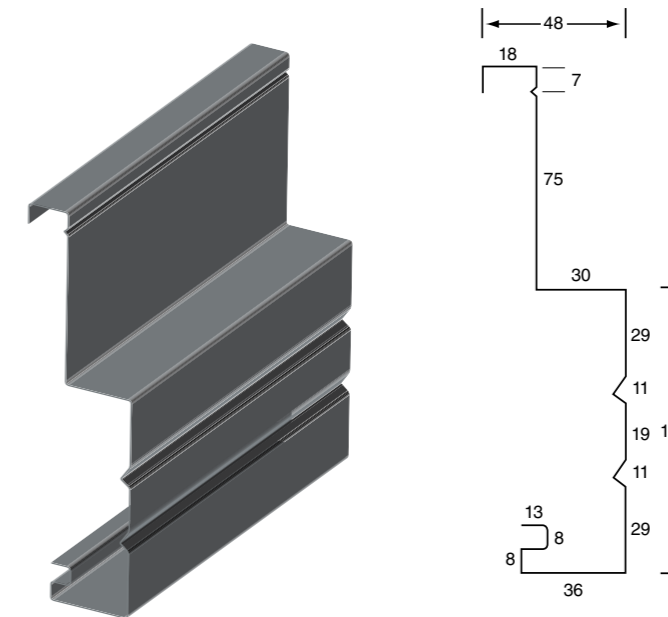
Non-architrave



these are just some of the many different profiles we can manufacture

fascia

The metal fascia roll former is the latest acquisition of state of the art machinery to arrive at JDS. The new innovative profile includes 2 parallel grooves running along the face of the product. This adds considerable strength to the fascia and the end result is a straight product with a striking shadow line finish.



technical specifications

The metal fascia is made from a 0.06mm BMT G300 material. It is available in Zinalume or any Colorbond colour. The metal fascia is rolled in 0.5 meter increments starting from 1 metre with a maximum length of 9 meters. All colours are rolled daily so all we require is a 3 day lead time.

